



Mississippi Gaming Commission Self Exclusion User Guide



ACCOUNT CREATION

You may begin the process of submitting a self-exclusion request by creating an account. You can create an account at <https://selfexclusionforms.msgamingcommission.com/>.

Provide your email, and you will be sent an email from selfexclusionforms@selfexclusionforms.msgamingcommission.com with a temporary one-time passcode (OTP) for validation. Note that a password is not required; every time you access the web application, you will be prompted for an OTP as a secure means of authentication.

The image displays two sequential screenshots of the Mississippi Gaming Commission's self-exclusion web application interface. Both screenshots feature the commission's logo and the tagline 'Dedicated to Serving Mississippi' at the top. The left screenshot shows the initial step where users are prompted to enter their email address to get started. The right screenshot shows the next step where users enter a verification code and click 'VERIFY EMAIL'.

Mississippi Gaming Commission
Manage your self-exclusion forms and status.

To get started, enter your email address below. A temporary one-time passcode will be sent to your email. If you have submitted a previous self-exclusion request, please use the same email address.

Email

GET STARTED

Mississippi Gaming Commission
Manage your self-exclusion forms and status.

Email

Verification Code

VERIFY EMAIL

RESEND VERIFICATION EMAIL

Note that subsequent visits to the web application should use the same email address. You will not be able to change this email address in the future.



Mississippi Gaming Commission Self Exclusion User Guide



SUBMITTING A SELF-EXCLUSION REQUEST FORM

When you log in, you will arrive at the registration page, where you can fill out a self-exclusion form. Note that the asterisk (*) on various fields indicates that fields are required.

Mississippi Gaming Commission Request for Self-Exclusion

Identification Information

First Name * John	Middle Name	Last Name * Doe
----------------------	-------------	--------------------

Not all fields are required; notably, you are not required to submit a Social Security Number per Section 5 of the Privacy Act, 7 U.S.C. 522a. However, you must provide an identification number of some form, for example, from a Driver's License, Passport, etc.

You must upload photos per the specifications provided. The diagrams in the web application indicate clearly what is expected. The following photos are required:

- A profile photo of yourself.
- A profile photo holding your identification in view.
- A photo of the front of your identification.
- A photo of the back of your identification.




Mississippi Gaming Commission Self Exclusion User Guide



Proof of Identification

Selfie Image

Provide a photo of yourself. Your full facial profile should be in view.



USE CAMERA

UPLOAD IMAGE

Selfie with ID

Provide a photo of yourself holding your ID. Both your full profile and the full front of the ID should be in view.




USE CAMERA

UPLOAD IMAGE

ID Front

Provide a photo of the front of your ID. The ID should not be expired or visually obstructed in any way.




USE CAMERA

UPLOAD IMAGE

ID Back

Provide a photo of the back of your ID. The ID should not be expired or visually obstructed in any way.



USE CAMERA

UPLOAD IMAGE



Mississippi Gaming Commission Self Exclusion User Guide



You must select a self exclusion period of between 3 and 10 years; if you wish to select a lifetime exclusion period, you must already have a minimum 3 year self-exclusion period on file with the Mississippi Gaming Commission.

You must digitally sign your signature.

If any fields are incomplete, invalid, or missing, errors will be displayed by hovering your mouse over the **Submit Form** button, or displayed underneath it if viewing on mobile.

When you submit your form, you will receive an email confirmation of your submission, including an attachment of the rendered PDF self-exclusion form. An MGC Administrator will also be notified of your submission and will contact you if there are any concerns or questions or follow-up actions needed.



Mississippi Gaming Commission Self Exclusion User Guide



REVISING A SELF-EXCLUSION REQUEST

Once submitted, a self-exclusion request cannot be revised. If you log back in or go to view the form directly, it will be marked read-only.

Mississippi Gaming Commission Request for Self-Exclusion

Identification Information

First Name *

John

Middle Name

Last Name *

Doe

If an MGC Administrator rejects your form for any reason, you will be notified by email with details of their rejection comments. You can also sign back in and view your form and observe the red banner indicating what needs to be changed. If you make changes, the MGC Administrator will be re-notified to re-review your form and the form will again be marked as read-only.

Your form was rejected for the following reason(s):

Comments that the user will see

You may make changes and resubmit for review by an MGC administrator.

Mississippi Gaming Commission Request for Self-Exclusion

Identification Information

First Name *

John

Middle Name

Last Name *

Doe




Mississippi Gaming Commission Self Exclusion User Guide



VIEWING CURRENT AND PREVIOUS FORMS

In the **Form History** tab, you can view a list of any current or previous forms you have submitted. The **Download Form** button will also download the PDF of the form.

Forms

COLUMNS FILTERS DENSITY										REFRESH
Status	Selfie	Exclusion ...	Date of Birth	Submissio...	Last Name	First Name	Middle Na...	Aliases	Addr	Download Form
Pending		5 years	12/31/2021	3/1/2025	Doe	John			123 I	